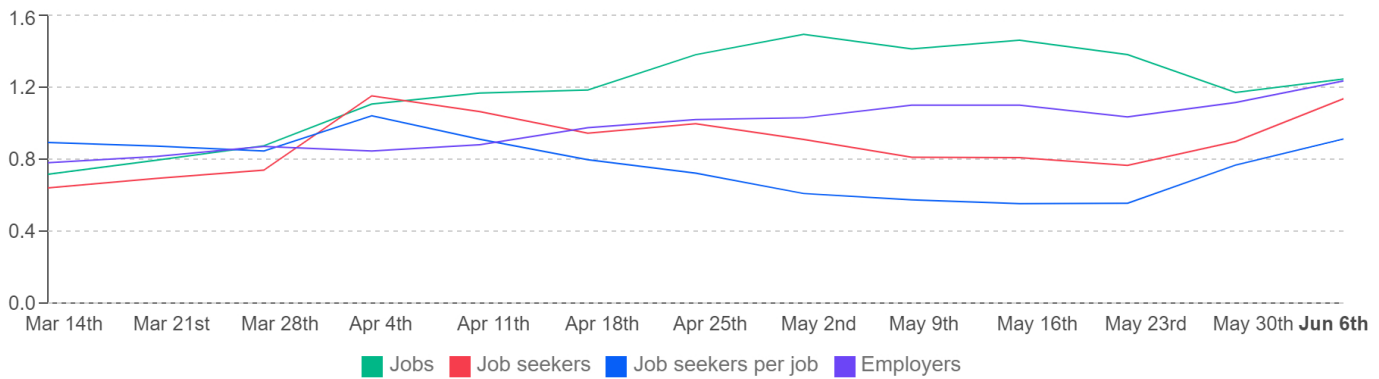


Vice President of Information Technology jobs from May 2021

Trends ¹

Change over time for the selected data, indexed against the week of January 26th to February 1st 2020. The value reported is how much greater or smaller the data has become. For example, a jobs value of 1.25 would mean there were 25% more jobs that week than in the indexed week.



Competition score ²

42 / 100

Vice President of Information Technology jobs are moderately competitive compared to other job markets.



Jobs ³

737

▲ 67 since April 2021

Number of jobs that received clicks

Job seekers ⁴

25,366

▼ -5,574 since April 2021

Number of job seekers to have clicked on jobs

Job seekers per job ⁵

34


▼ -12 since April 2021

Average number of job seekers per job

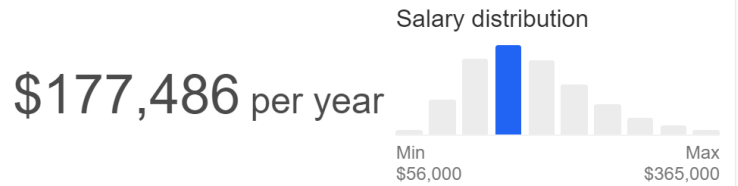
Vice President of Information Technology jobs from May 2021

Candidate devices ⁶

21% of clicks came from **mobile devices**



Average salary ⁷



Employers ⁸

287

Total number of employers with active jobs

Unemployment percentage ⁹

5.8%

The national unadjusted unemployment percentage

Top search terms by clicks ¹⁰

1.	cio	10.89%
2.	chief information officer	8.05%
3.	vice president information technology	5.43%
4.	vp information technology	3.2%
5.	information technology	3.18%
6.	vice president	2.38%
7.	vice president of information technology	1.81%
8.	vp technology	1.68%
9.	vp of information technology	1.67%
10.	vp it	1.36%

Top employers by clicks ¹¹

1.	Versant Health	17.49%
2.	Patra Corp	10.64%
3.	TheMasonGroup	2.05%
4.	Enrollment Builders	1.18%
5.	AURORA	1.13%
6.	United Veterinary Care	1.1%
7.	pursuitlending	1.05%
8.	National General Insurance	1.05%
9.	Now Optics	1.01%
10.	GMMI INC	0.98%

Vice President of Information Technology jobs from May 2021

This data is for May 2021 for the selection made

1. Change over time for the selected data, indexed against the week of January 26th to February 1st 2020. The value reported is how much greater or smaller the data has become. For example, a jobs value of 1.25 would mean there were 25% more jobs that week than in the indexed week.
2. This score is based on Indeed advertiser data for a three month period ending at the end of May 2021 for this title and/or location compared to the rest of the country.
3. The number of jobs posted that received clicks for the selected title and location in May 2021.
4. This is the number of job seekers, as identified by a unique tracking cookie, to have clicked on a job for the selected title(s) and location - if any - in May 2021.
5. This is the average number of job seekers per job for the selected title and location in May 2021.
6. This is the percentage of clicks which we know to have come from a mobile device in May 2021. Due to technical reasons, for a small percentage of clicks, the actual device used is not known.
7. Average salary for the selected title(s) and location - if any, as calculated using data from a variety of sources, such as employees, users, and past and present job advertisements on Indeed for a period up to the last 36 months. These figures are provided for the purpose of generalized comparison only.
8. The total number of employers with job postings for the selected title and location that received clicks in May 2021.
9. Source: BLS.gov unemployment figure for the month requested. BLS.gov cannot vouch for the data or analyses derived from these data after the data have been retrieved from BLS.gov.
10. These are the most popular search terms leading to clicks on jobs for the selected title(s) and location - if any - in May 2021. Note that some common generic phrases, such as "now hiring" or "jobs" may have been filtered out from this top 10.
11. These are the most popular employers using the selected title(s) (or for the selected location in general if no title is selected) in the selected location (or nationwide if no location is selected) based on the number of clicks that they have received in May 2021.

Note: All data is subject to review and adjustment. Any information provided in this report is provided for informational purposes only and Indeed does not guarantee its accuracy. This report does not constitute a contract.



IT Staffing Agency & Technology Recruiting

redShift Recruiting is a technology recruiting and IT staffing agency in Albany, NY. We provide custom staffing solutions for the NY Capital Region, Western NY, and New England. 60 years recruiting & 40 years tech experience is what sets us apart! Contact us today about your job search or for help hiring!

Contact Details

redShift Recruiting

1930 U.S. 9, Castleton, NY 12033

(518) 621-1990

Website: <https://www.redshiftrecruiting.com>

Google Site: <https://sites.google.com/view/redshiftrecruiting>

Google Folder: https://drive.google.com/drive/folders/1PDFAstFkcZQTyHlkf7UoBHTHFuWTofHr?usp=drive_open

Recommended Profiles	Staffing Agency Resources	Staffing Agency Links
Youtube	Technology Recruiting	Agency Staffing Near Me
Blogger	Jobs Hiring Near Me	Software Engineers
Wordpress	Jobs For Hire Near Me	Part Time Jobs Hiring Near Me
Gravatar	Jobs	IT Job Application
Tumblr	Part Time Jobs Near Me	Application For Job
Twitter	Hiring For A Job	Job Openings Near Me
Diigo	Jobs Online	Employment Agencies
Evernote	Hiring	Hiring Now
Getpocket	Linkedin Jobs	Agency Employment
Google Site	Staffing Agency	IT Job Titles
Google Drive	Job Search	Staffing Agency
Google Folder	Staffing Agencies	Temp Services
Indeed	Searching For A Job	Find Jobs
OneNote	Temp Agency Near Me	Temp Services Near Me
AboutMe	Temp Agency	Information Technology
Instapaper	Agency Staffing	Headhunter
Disqus	Recruiting	Web Developers
PaperLi	Temp Agencies Near Me	Software Developer
GMB Map	Recruiter	Job Sites
Facebook	Workforce Solutions	Cyber Security Jobs
LinkedIn	IT Staffing Agency	Cyber Security Job
Pinterest	Staffing Agency Near Me	It Jobs
Instagram	Staff Agencies Near Me	Job Search Sites