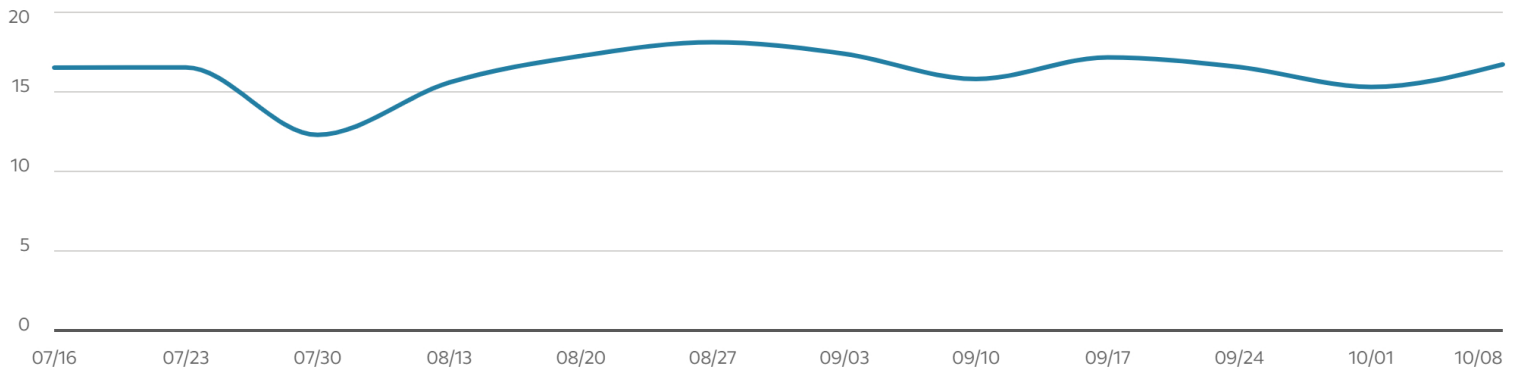


Mobile Developer jobs from September 2023

Market Trends

Select one or more metrics to review or compare.

- + Job seekers per job
- + Job seekers
- + Jobs
- + Employers



Competition score ¹



36/100

Moderate competition

Mobile Developer jobs are **moderately competitive** compared to other job markets.

Jobs ²

969

↘ -63 since August 2023

Number of jobs that received clicks

Job seekers ³

38,815

↘ -4,852 since August 2023

Number of job seekers to have clicked on jobs

Job seekers per job ⁴

40

↘ -2 since August 2023

Number of job seekers per job

Mobile Developer jobs from September 2023

Candidate devices ⁵

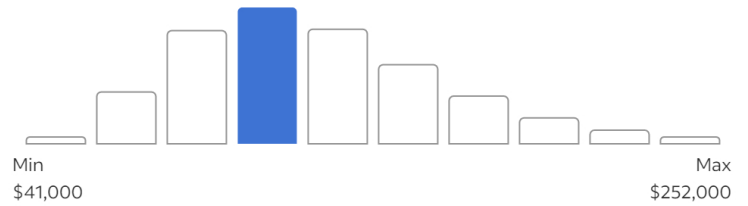
21%

of clicks came from mobile devices



Average salary ⁶

\$124,483 per year



Employers ⁷

452

Total number of employers with active jobs

Unemployment percentage ⁸

3.8%

The national unadjusted unemployment percentage

Top search terms by clicks ⁹

| | |
|------------------------|-------|
| 1. ios developer | 4.55% |
| 2. software engineer | 4.44% |
| 3. front end developer | 4.34% |
| 4. android developer | 2.72% |
| 5. software developer | 2.17% |
| 6. react native | 1.89% |
| 7. flutter | 1.8% |
| 8. mobile developer | 1.48% |
| 9. flutter developer | 1.45% |
| 10. developer | 1.2% |

Top employers by clicks ¹⁰

| | |
|--------------------------------|-------|
| 1. CBRE | 4.49% |
| 2. Intermedi Bank | 2.37% |
| 3. VALINTRY Services | 1.97% |
| 4. Mobile Consulting Solutions | 1.78% |
| 5. ResultStack | 1.7% |
| 6. BTI Solutions | 1.38% |
| 7. Regions Financial | 1.38% |
| 8. Impact Consulting Solutions | 1.37% |
| 9. Adidev Technologies Inc | 1.28% |
| 10. JLL | 1.28% |

Mobile Developer jobs from September 2023

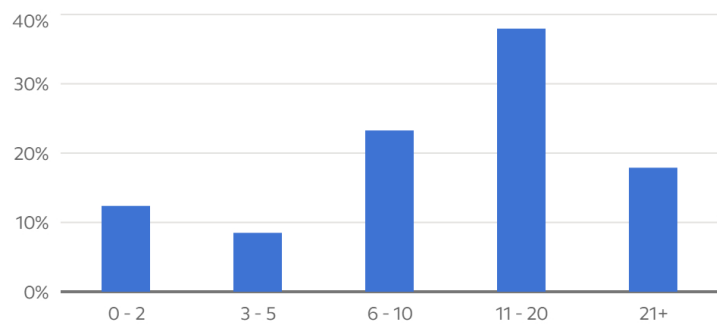
Resumes ¹¹

3,683

↗ +10 since August 2023

Number of resumes from job seekers available in United States on Indeed

Reported years of experience ¹³



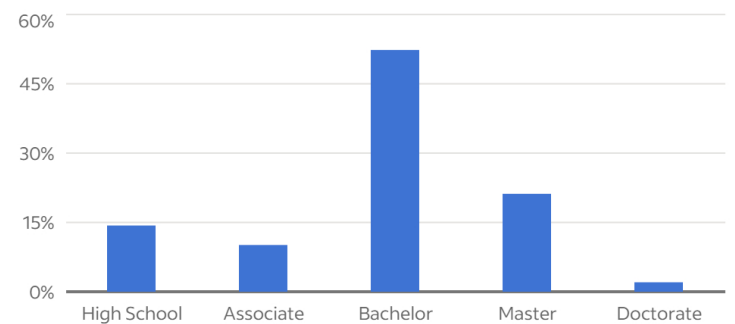
Resumes added or updated ¹²

116

↘ -64 since August 2023

Number of resumes added or updated in the last month.

Reported education level ¹⁴



Most common employers ¹⁵

| | |
|------------------------|-------|
| 1. JLL | 1.28% |
| 2. CBRE | 0.46% |
| 3. AT&T | 0.43% |
| 4. Verizon | 0.35% |
| 5. Infosys | 0.35% |
| 6. Cushman & Wakefield | 0.33% |
| 7. T-Mobile | 0.3% |
| 8. Wells Fargo | 0.24% |
| 9. Microsoft | 0.24% |
| 10. Motorola Solutions | 0.24% |

Most common locations ¹⁶

| | |
|----------------------|-------|
| 1. Chicago, IL | 2.44% |
| 2. Atlanta, GA | 2.25% |
| 3. Dallas, TX | 1.82% |
| 4. Los Angeles, CA | 1.68% |
| 5. Austin, TX | 1.57% |
| 6. New York, NY | 1.41% |
| 7. Philadelphia, PA | 1.28% |
| 8. San Francisco, CA | 1.14% |
| 9. San Diego, CA | 1.14% |
| 10. San Jose, CA | 1.03% |

Mobile Developer jobs from September 2023

This data is for September 2023 for the selection made

1. Score depicts how competitive the labor market is for the selected title/location compared to the national average. Calculated using job seekers per job data for September 2023. Updated methodology in August 2023.
2. The number of jobs posted on Indeed that have received clicks for the selected title/location in September 2023.
3. The number of unique visitors, as identified by a unique tracking cookie, that clicked on a job for the selected title/location in September 2023.
4. The number of job seekers per job for the selected title/location in September 2023. A job seeker for this number is a unique visitor, as identified by a unique tracking cookie, that clicked on a job for the selected title/location.
5. The percentage of clicks that came from mobile devices for the selected title/location. Due to technical reasons, for a small percentage of clicks, the actual device used is not known.
6. The average salary for the selected title/location regardless of distance. Figures are provided for generalized comparison only and calculated using data from employees, users, and past and present job advertisements on Indeed up to the last 36 months.
7. The total number of employers with job postings that received clicks in September 2023 for the selected title/location.
8. The unemployment percentage for the selected location and most recent month available - {0} - according to the U.S. Bureau of Labor Statistics (BLS). The BLS cannot vouch for the data or its analyses after it has been retrieved.
9. The most popular search terms that led to job clicks for the selected title/location in September 2023. Generic phrases such as "now hiring" or "jobs" may have been filtered out from this top 10.
10. The most popular employers that received clicks for the selected title/location in September 2023.
11. The number of resumes where the selected title/location was listed as the most recent work experience. Indeed does not guarantee that these job seekers are actively seeking employment.
12. The number of resumes added or updated in the last month where the selected title/location was listed as the most recent work experience. Indeed does not guarantee that these job seekers are actively seeking employment.
13. The total years of experience across all industries listed on the job seeker's resume. Indeed does not guarantee this covers all of the job seeker's work experience.
14. The highest level of education listed on the job seeker's resume. Indeed does not guarantee this covers all of the job seeker's education.
15. The most commonly listed employers on resumes with the selected title/location.
16. The most commonly listed locations on resumes with the selected title/region. Job seekers may list locations other than cities on their resume, such as a New York borough.

Note: All data is based on approximation and is subject to review and adjustment. Any information provided in this report is provided for informational purposes only and Indeed does not guarantee its accuracy. This report does not constitute a contract. For more information on how Indeed measures unique visitors, visit [Indeed Methodology](#).



IT Staffing Agency & Technology Recruiting

redShift Recruiting is a technology recruiting and IT staffing agency in Albany, NY. We provide custom staffing solutions for the NY Capital Region, Western NY, and New England. 60 years recruiting & 40 years tech experience is what sets us apart! Contact us today about your job search or for help hiring!

Contact Details

redShift Recruiting

1930 U.S. 9, Castleton, NY 12033

(518) 621-1990

Website: <https://www.redshiftrecruiting.com>

Google Site: <https://sites.google.com/view/redshiftrecruiting>

Google Folder: https://drive.google.com/drive/folders/1PDFAstFkcZQTyHlkf7UoBHTHFuWTofHr?usp=drive_open

| Recommended Profiles | Staffing Agency Resources | Staffing Agency Links |
|-------------------------------|---|---|
| Youtube | Technology Recruiting | Agency Staffing Near Me |
| Blogger | Jobs Hiring Near Me | Software Engineers |
| Wordpress | Jobs For Hire Near Me | Part Time Jobs Hiring Near Me |
| Gravatar | Jobs | IT Job Application |
| Tumblr | Part Time Jobs Near Me | Application For Job |
| Twitter | Hiring For A Job | Job Openings Near Me |
| Diigo | Jobs Online | Employment Agencies |
| Evernote | Hiring | Hiring Now |
| Getpocket | Linkedin Jobs | Agency Employment |
| Google Site | Staffing Agency | IT Job Titles |
| Google Drive | Job Search | Staffing Agency |
| Google Folder | Staffing Agencies | Temp Services |
| Indeed | Searching For A Job | Find Jobs |
| OneNote | Temp Agency Near Me | Temp Services Near Me |
| AboutMe | Temp Agency | Information Technology |
| Instapaper | Agency Staffing | Headhunter |
| Disqus | Recruiting | Web Developers |
| PaperLi | Temp Agencies Near Me | Software Developer |
| GMB Map | Recruiter | Job Sites |
| Facebook | Workforce Solutions | Cyber Security Jobs |
| LinkedIn | IT Staffing Agency | Cyber Security Job |
| Pinterest | Staffing Agency Near Me | It Jobs |
| Instagram | Staff Agencies Near Me | Job Search Sites |