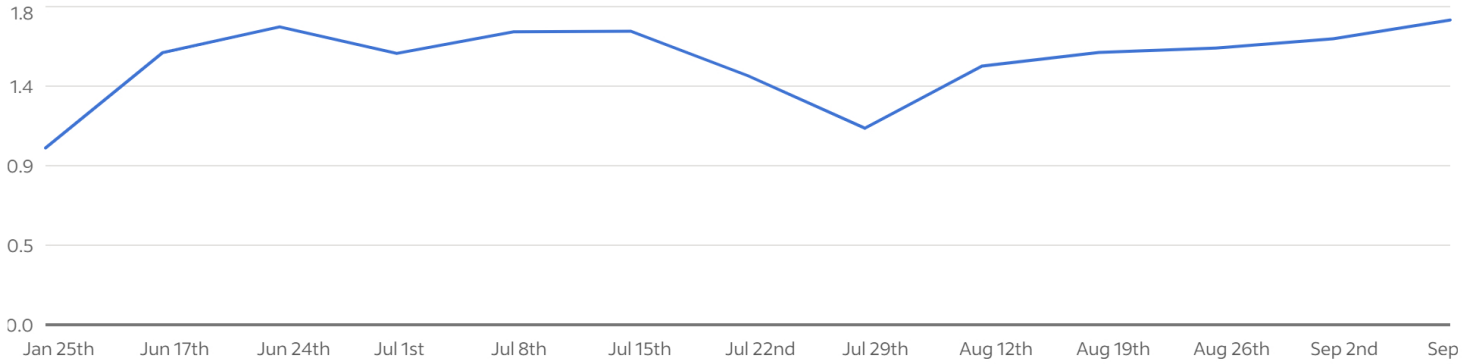


## Machine Learning Engineer jobs from August 2023

### Trends <sup>1</sup>

Weekly growth percentage data for the selected metric compared to a week before the pandemic (January 26th to February 1st 2020). For example, a value of 1.25 for the Jobs metric would mean there were 25% more jobs for that week than in the week before the pandemic.

- Job seekers per job
- Job seekers
- Jobs
- Employers



### Competition score <sup>2</sup>



48/100

Machine Learning Engineer jobs are **moderately competitive** compared to other job markets.

### Jobs <sup>3</sup>

2,787

↗ +162 since July 2023

Number of jobs that received clicks

### Job seekers <sup>4</sup>

84,823

↗ +3,909 since July 2023

Number of job seekers to have clicked on jobs

### Job seekers per job <sup>5</sup>

30

↘ -1 since July 2023

Number of job seekers per job

## Machine Learning Engineer jobs from August 2023

### Candidate devices <sup>6</sup>

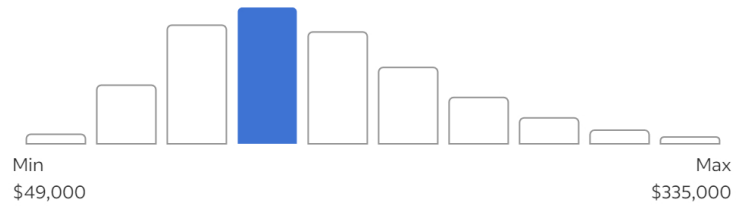
21%

of clicks came from mobile devices



### Average salary <sup>7</sup>

\$160,233 per year



### Employers <sup>8</sup>

810

Total number of employers with active jobs

### Unemployment percentage <sup>9</sup>

3.8%

The national unadjusted unemployment percentage

### Top search terms by clicks <sup>10</sup>

1. data scientist	11.3%
2. machine learning engineer	6.25%
3. machine learning	5.64%
4. software engineer	3.01%
5. data science	1.83%
6. python developer	0.91%
7. data	0.87%
8. artificial intelligence	0.85%
9. software developer	0.81%
10. data science intern	0.76%

### Top employers by clicks <sup>11</sup>

1. Apple	3.67%
2. TikTok	2.98%
3. Meta	1.67%
4. Recruiting from Scratch	1.59%
5. Bloomberg	1.28%
6. PayPal	0.99%
7. DataCamp	0.89%
8. The Walt Disney Company	0.86%
9. CloudBig Technology	0.85%
10. Silent Falcon UAS Technologies	0.78%

## Machine Learning Engineer jobs from August 2023

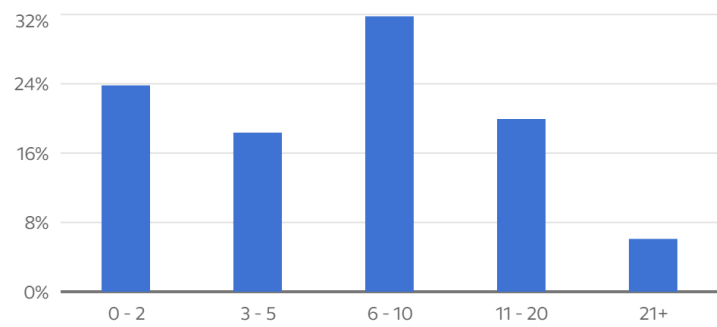
### Resumes <sup>12</sup>

4,329

↘ -12 since July 2023

Number of resumes from job seekers available in United States on Indeed

### Reported years of experience <sup>14</sup>



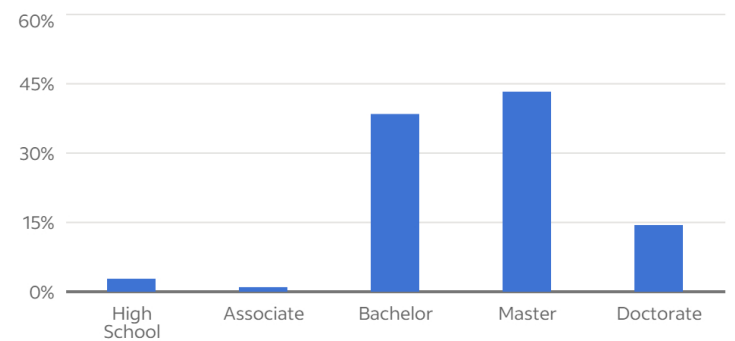
### Resumes added or updated <sup>13</sup>

309

↗ +142 since July 2023

Number of resumes added or updated in the last month.

### Reported education level <sup>15</sup>



### Most common employers <sup>16</sup>

1. Amazon.com	0.46%
2. Accenture	0.44%
3. Capital One	0.3%
4. Microsoft	0.28%
5. IBM	0.28%
6. NIKE	0.28%
7. AT&T	0.25%
8. Infosys	0.25%
9. Tata Consultancy Services (TCS)	0.25%
10. Citi	0.23%

### Most common locations <sup>17</sup>

1. New York, NY	3.23%
2. Los Angeles, CA	2.91%
3. San Jose, CA	2.8%
4. Boston, MA	2.54%
5. San Francisco, CA	2.54%
6. Seattle, WA	2.38%
7. Chicago, IL	2.13%
8. Dallas, TX	1.92%
9. Austin, TX	1.78%
10. Atlanta, GA	1.46%

## Machine Learning Engineer jobs from August 2023

This data is for August 2023 for the selection made

1. Weekly growth percentage data for the selected metric compared to a week before the pandemic (January 26th to February 1st 2020).
2. Score depicts how competitive the labor market is for the selected title/location compared to the national average. Calculated using job seekers per job data for August 2023. Updated methodology in August 2023.
3. The number of jobs posted on Indeed that have received clicks for the selected title/location in August 2023.
4. The number of unique visitors, as identified by a unique tracking cookie, that clicked on a job for the selected title/location in August 2023.
5. The number of job seekers per job for the selected title/location in August 2023. A job seeker for this number is a unique visitor, as identified by a unique tracking cookie, that clicked on a job for the selected title/location.
6. The percentage of clicks that came from mobile devices for the selected title/location. Due to technical reasons, for a small percentage of clicks, the actual device used is not known.
7. The average salary for the selected title/location regardless of distance. Figures are provided for generalized comparison only and calculated using data from employees, users, and past and present job advertisements on Indeed up to the last 36 months.
8. The total number of employers with job postings that received clicks in August 2023 for the selected title/location.
9. The unemployment percentage for the selected location and month requested according to the U.S. Bureau of Labor Statistics (BLS). The BLS cannot vouch for the data or its analyses after it has been retrieved.
10. The most popular search terms that led to job clicks for the selected title/location in August 2023. Generic phrases such as "now hiring" or "jobs" may have been filtered out from this top 10.
11. The most popular employers that received clicks for the selected title/location in August 2023.
12. The number of resumes where the selected title/location was listed as the most recent work experience. Indeed does not guarantee that these job seekers are actively seeking employment.
13. The number of resumes added or updated in the last month where the selected title/location was listed as the most recent work experience. Indeed does not guarantee that these job seekers are actively seeking employment.
14. The total years of experience across all industries listed on the job seeker's resume. Indeed does not guarantee this covers all of the job seeker's work experience.
15. The highest level of education listed on the job seeker's resume. Indeed does not guarantee this covers all of the job seeker's education.
16. The most commonly listed employers on resumes with the selected title/location.
17. The most commonly listed locations on resumes with the selected title/region. Job seekers may list locations other than cities on their resume, such as a New York borough.

Note: All data is based on approximation and is subject to review and adjustment. Any information provided in this report is provided for informational purposes only and Indeed does not guarantee its accuracy. This report does not constitute a contract. For more information on how Indeed measures unique visitors, visit [Indeed Methodology](#).



## IT Staffing Agency & Technology Recruiting

redShift Recruiting is a technology recruiting and IT staffing agency in Albany, NY. We provide custom staffing solutions for the NY Capital Region, Western NY, and New England. 60 years recruiting & 40 years tech experience is what sets us apart! Contact us today about your job search or for help hiring!

### Contact Details

redShift Recruiting

1930 U.S. 9, Castleton, NY 12033

(518) 621-1990

**Website:** <https://www.redshiftrecruiting.com>

**Google Site:** <https://sites.google.com/view/redshiftrecruiting>

**Google Folder:** [https://drive.google.com/drive/folders/1PDFAstFkcZQTyHlkf7UoBHTHFuWTofHr?usp=drive\\_open](https://drive.google.com/drive/folders/1PDFAstFkcZQTyHlkf7UoBHTHFuWTofHr?usp=drive_open)

Recommended Profiles	Staffing Agency Resources	Staffing Agency Links
<a href="#">Youtube</a>	<a href="#">Technology Recruiting</a>	<a href="#">Agency Staffing Near Me</a>
<a href="#">Blogger</a>	<a href="#">Jobs Hiring Near Me</a>	<a href="#">Software Engineers</a>
<a href="#">Wordpress</a>	<a href="#">Jobs For Hire Near Me</a>	<a href="#">Part Time Jobs Hiring Near Me</a>
<a href="#">Gravatar</a>	<a href="#">Jobs</a>	<a href="#">IT Job Application</a>
<a href="#">Tumblr</a>	<a href="#">Part Time Jobs Near Me</a>	<a href="#">Application For Job</a>
<a href="#">Twitter</a>	<a href="#">Hiring For A Job</a>	<a href="#">Job Openings Near Me</a>
<a href="#">Diigo</a>	<a href="#">Jobs Online</a>	<a href="#">Employment Agencies</a>
<a href="#">Evernote</a>	<a href="#">Hiring</a>	<a href="#">Hiring Now</a>
<a href="#">Getpocket</a>	<a href="#">Linkedin Jobs</a>	<a href="#">Agency Employment</a>
<a href="#">Google Site</a>	<a href="#">Staffing Agency</a>	<a href="#">IT Job Titles</a>
<a href="#">Google Drive</a>	<a href="#">Job Search</a>	<a href="#">Staffing Agency</a>
<a href="#">Google Folder</a>	<a href="#">Staffing Agencies</a>	<a href="#">Temp Services</a>
<a href="#">Indeed</a>	<a href="#">Searching For A Job</a>	<a href="#">Find Jobs</a>
<a href="#">OneNote</a>	<a href="#">Temp Agency Near Me</a>	<a href="#">Temp Services Near Me</a>
<a href="#">AboutMe</a>	<a href="#">Temp Agency</a>	<a href="#">Information Technology</a>
<a href="#">Instapaper</a>	<a href="#">Agency Staffing</a>	<a href="#">Headhunter</a>
<a href="#">Disqus</a>	<a href="#">Recruiting</a>	<a href="#">Web Developers</a>
<a href="#">PaperLi</a>	<a href="#">Temp Agencies Near Me</a>	<a href="#">Software Developer</a>
<a href="#">GMB Map</a>	<a href="#">Recruiter</a>	<a href="#">Job Sites</a>
<a href="#">Facebook</a>	<a href="#">Workforce Solutions</a>	<a href="#">Cyber Security Jobs</a>
<a href="#">LinkedIn</a>	<a href="#">IT Staffing Agency</a>	<a href="#">Cyber Security Job</a>
<a href="#">Pinterest</a>	<a href="#">Staffing Agency Near Me</a>	<a href="#">It Jobs</a>
<a href="#">Instagram</a>	<a href="#">Staff Agencies Near Me</a>	<a href="#">Job Search Sites</a>